

How to access Webmail

Prerequisite:

- Stable Internet connection.
- Updated browsers.
- Updated Antivirus.
- Username and password for each mailbox account.

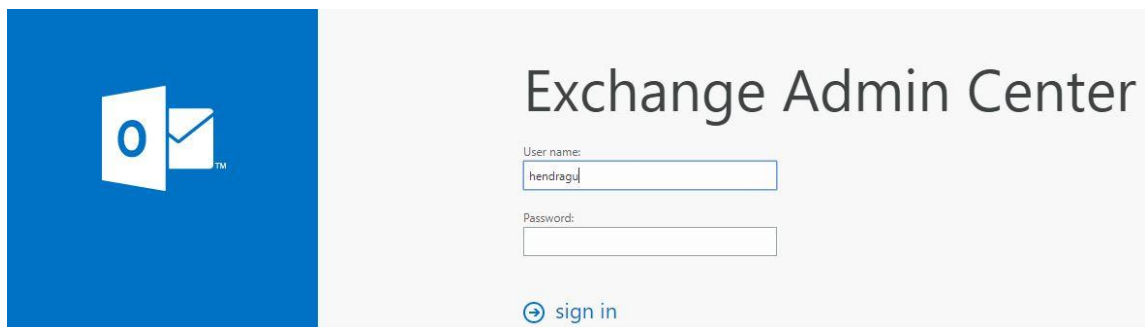
Note:

- 1 username is for 1 mailbox account.
- Do not use this webmail on public computers.

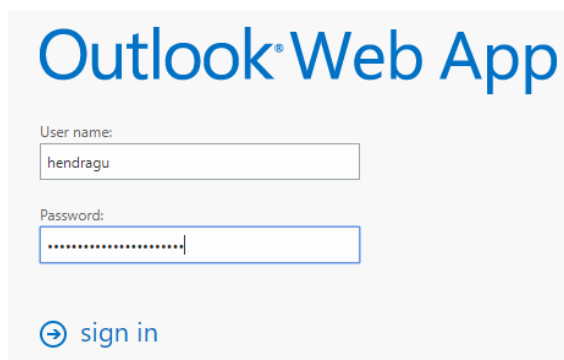
1. Open your browser (Google Chrome, Mozilla, Internet Explorer, Safari or Edge).



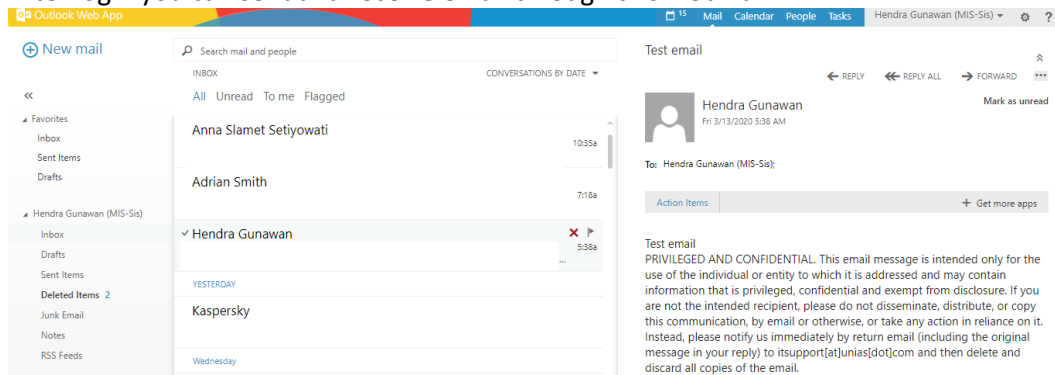
2. Type <https://astelmail.unias.com/owa> to the URL address.



3. Type your username and password and sign in.



4. After login you can sent and receive email through this webmail



5. Do not forget to log out after using webmail.

If you have any question about this, please contact :

itsupport@unias.com

Office 021-3867575 : 2321, 2323, 2324